


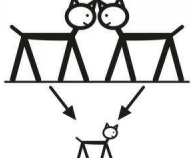

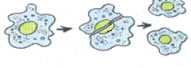
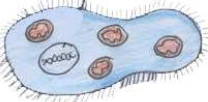
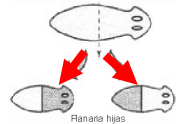

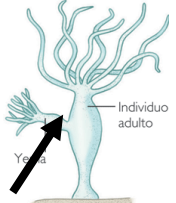
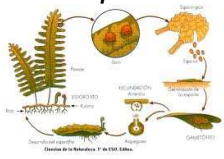
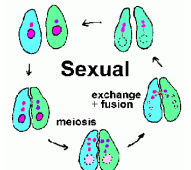

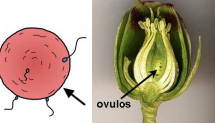
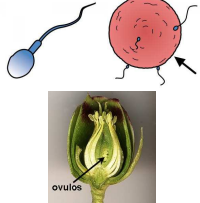

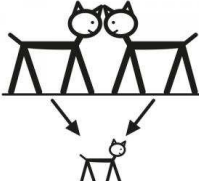

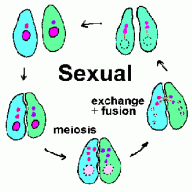

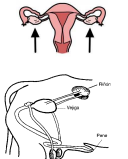
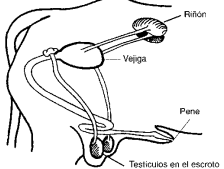
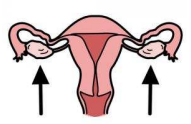


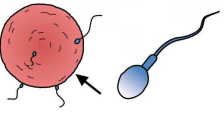
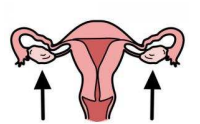
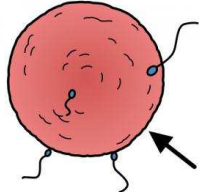
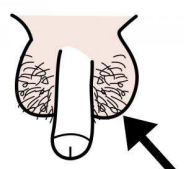
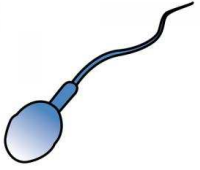
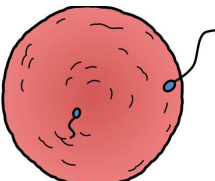
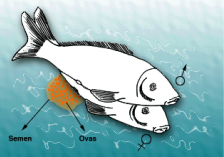


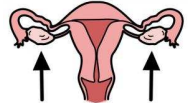
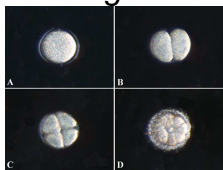




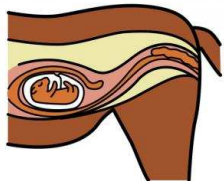

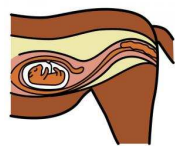

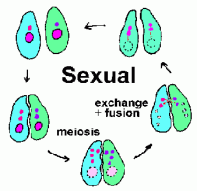


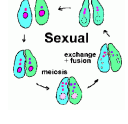





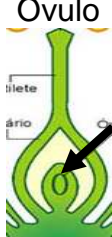
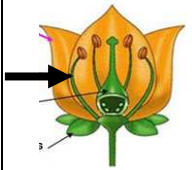

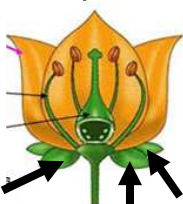




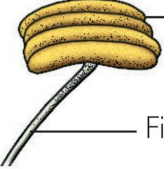


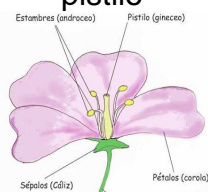
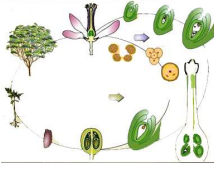




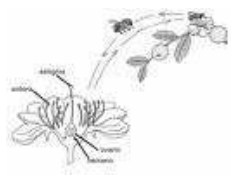
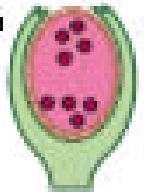
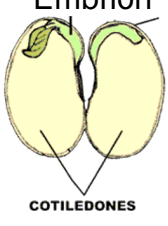
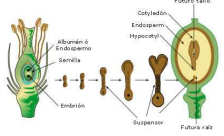


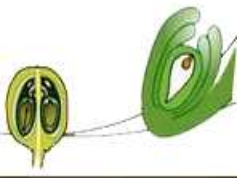
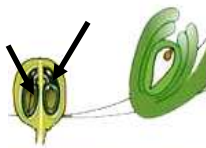
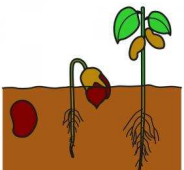


<p>TEMA 1</p> <p>REPRODUCCIÓN</p> 	<p>6º</p> <p>DE LOS</p>	<p>PRIMARIA</p> <p>SERES VIVOS</p> 	<p>Progenitores</p> 	<p>Descendientes o crías</p> 	<p>Reproducción asexual</p> 
<p>1 individuo</p> <p>1</p>	<p>Descendientes Iguales</p> 	<p>Seres unicelulares</p> 	<p>2 células hijas iguales</p> <p>FRAGMENTACIÓN EN PLANARIAS</p> <p>Planaria progenitora</p>  <p>Planaria hijas</p>	<p>Invertebrados sencillos</p> 	<p>1 yema</p>  <p>Individuo adulto</p> <p>Yema</p>
<p><i>Helechos: por esporas</i></p> 	<p>Reproducción sexual</p> <p>Sexual</p> <p>exchange + fusion</p> <p>meiosis</p> 	<p>2 individuos</p> <p>♂ ♀</p>	<p>Células reproductoras masculinas</p> 	<p>Células reproductoras femeninas</p>  <p>ovulos</p>	<p>Gametos</p>  <p>ovulos</p>
<p>Fecundación: cigoto</p> 	<p>Descendientes</p> 	<p>Características Ambos</p> 	<p>Reproducción Sexual Animales</p> <p>Sexual</p> <p>exchange + fusion</p> <p>meiosis</p>  		<p>Órganos reproductores</p> 
<p>Masculinos: machos</p> 	<p>Femeninos: hembras</p> 	<p>Hermafroditas:</p> <p>♀♂</p>	<p>Caracol</p> 	<p>Fases reproducción</p> 	<p>1. Reproducción gametos</p> 
<p>Femeninos: ovarios</p> 	<p>Óvulos</p> 	<p>Masculinos: testículos</p> 	<p>espermatozoides</p> 	<p>2. Fecundación:</p> 	<p>Externa: unen fuera</p>  <p>Semen</p> <p>Ovulo</p>
<p>Interna:</p> 	<p>Interior</p> 	<p>órganos Femeninos</p> 	<p>3. Desarrollo cigoto</p> 	<p>Embrión</p> 	<p>Ovíparo</p> 

Autor pictogramas: Sergio Palao. **Procedencia:** ARASAAC <http://catedu.es/arasaac/> **Licencia:** CC (BY-NC-SA).
+ Imágenes de Internet (pueden estar sujetas a derechos de autor). **Autora:** M^a Isabel Vázquez Porta.
 Para USO educativo y sin ánimo de lucro.

Dentro de 1 huevo 	Eclosión 	Vivíparo 	dentro del 	aparato reproductor 	Hembra 
Reproducción Sexual Plantas 		Espermatofitas 	Tienen flores 	Son órganos reproductores 	Semillas +s 
Partes de una Flor 	Pistilo= femenino 	Botella 	Ovario 	Óvulo 	Estambres= Masculino 
Cáliz 	Sépalos 	Corola 	pétalos 	TIPOS DE FLORES 	Unisexuales 
Sólo estambre 	O sólo pistilo 	Hermafroditas 	Estambres y pistilo 	Fases reproducción 	1. Polinización 
Animales: Insectos 	Abejas +s 	Viento 	2. Fecundación 	Cigoto 	Embrión 
3. Formación fruto y semilla 	Perder estambres 	Perder corola 	Pistilo → fruto 	tiene semillas 	Germinación semilla 

Autor pictogramas: Sergio Palao. Procedencia: ARASAAC <http://catedu.es/arasaac/> Licencia: CC (BY-NC-SA).
+ Imágenes de Internet (pueden estar sujetas a derechos de autor). Autora: M^a Isabel Vázquez Porta.
Para USO educativo y sin ánimo de lucro.